



SIR Branch 8

1.9.2023

Julie Clemens, Director of Development



Agency History

- Established in 1986, SHELTER, Inc. became the largest nonprofit homeless services provider and one of the most trusted service providers in Contra Costa County.
- Due to high need, exemplary record of success, SI joined the service providers in Solano County in 2018 with our Homeless Prevention program and operations of SHELTER Solano on Beck Avenue in 2019.
- In 2020, SHELTER, Inc. was awarded the operations of an emergency shelter in the River District of Sacramento, and we now operate a program for the survivors of domestic violence in Sacramento.

Core Values:

Dignity

Accountability

Integrity

Compassion



Homeless Statistics

- California is home to 12% of the nation's population, but home to 15% of the nation's population living in poverty, and 30% of the nation's homeless, and 50% of the country's unsheltered.
- In January 2022, 171,521 people were homeless in CA.
- A pre-pandemic survey conducted by Tipping Point Community and UC Berkeley found that only 20% of Bay Area residents have more than \$400 in the bank for an emergency. 1 in 3 households frequently run out of money before the end of the month.
- Results of the January 2022 PIT count revealed that homelessness has increased in Contra Costa County **35% in the last 3 years.** (Sacramento has seen 67% increase!)

Drivers of Homelessness

88% INCREASE IN RENTAL COSTS



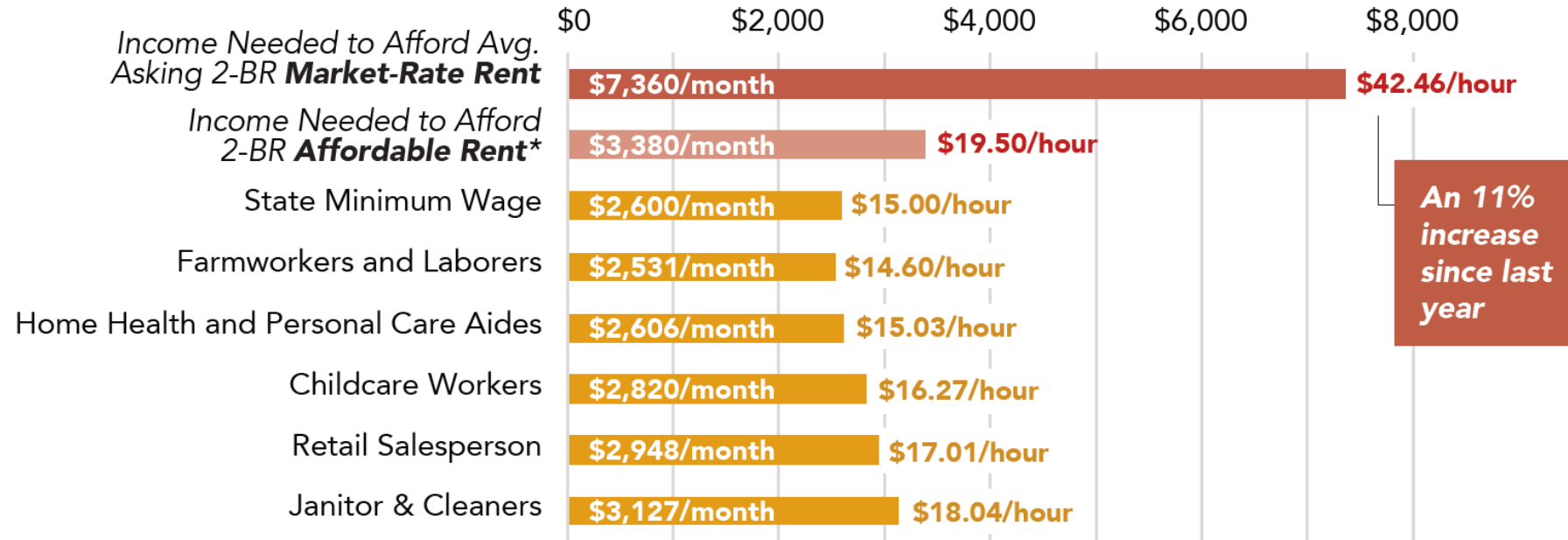
17% INCREASE IN AVERAGE HOUSEHOLD INCOME





CA Low-Income Households

RENTERS NEED TO EARN 2.8 TIMES THE STATE MINIMUM WAGE TO AFFORD AVERAGE ASKING RENT IN CALIFORNIA, WHICH INCREASED BY 11% SINCE LAST YEAR.



Source: CoStar Group 2021 Annual Asking Rent (accessed January 2022). US Department of Housing and Urban Development (HUD) FY2021 State Income Limits. Bureau of Labor Statistics Median Annual Wage Data for CA Occupations, 2020.

*'Affordable Rent' is approximated by HUD's state rent limits for households earning 50% of Area Median Income (AMI). Income needed to afford market and affordable rent is calculated as 30% of a household's income.



CA Low-Income Households

HALF OF CALIFORNIA'S 6 MILLION RENTER HOUSEHOLDS ARE LOWER INCOME, WITH MORE THAN 1 MILLION EXTREMELY LOW-INCOME RENTER HOUSEHOLDS.

2.976M households (50%)

of California's 5,928,820 million renter households are lower-income

1,055,859	Low-Income (LI)	50-80% of AMI
829,961	Very Low-Income (VLI)	30-50% of AMI
1,090,874	Extremely Low-Income (ELI)	0-30% of AMI

Source: 2019 Public Use Microdata Sample (PUMS) analysis by the California Housing Partnership with U.S. Department of Housing & Urban Development (HUD) income levels.

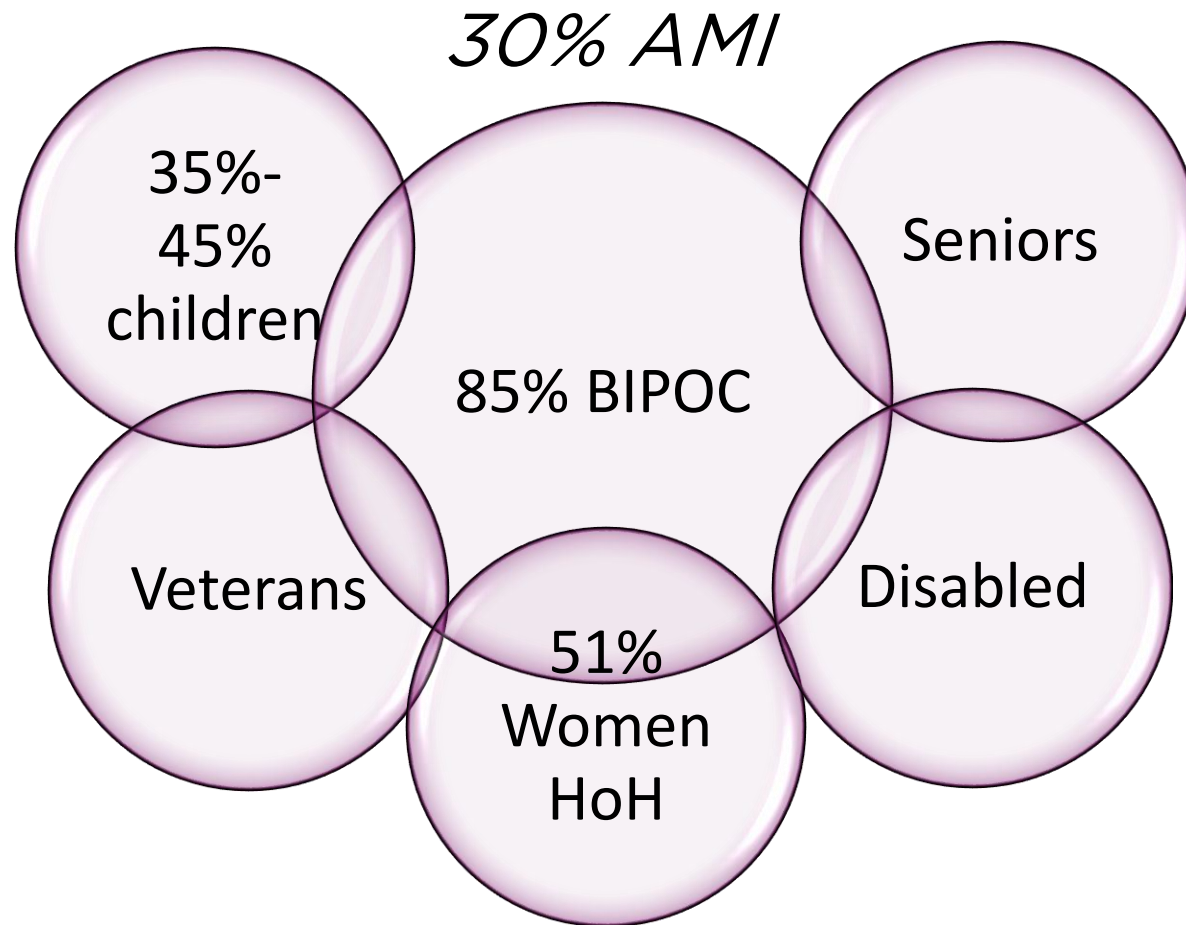




Housing First

- What is it
- Why is it important
- What are housing 'barriers'

Who We Serve





How We Do It

SHELTER, Inc. has three program areas that work together to get individuals and families back into housing and help them stay housed.

- Preventing Homelessness – rental assistance
- Ending the Cycle of Homelessness – shelters & rapid rehousing
- Providing Affordable Housing – long term



Wraparound Services

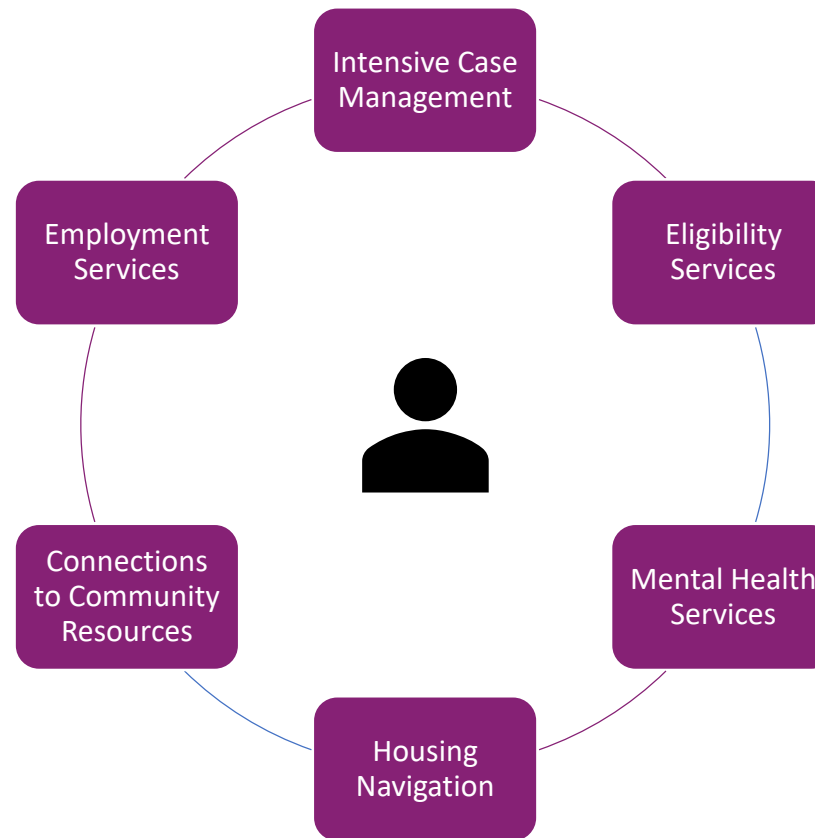
1. Housing Search
2. Case Management – goal setting, working plan
3. Budgeting and money management
4. Tenant education
5. Employment Services





Integrated Service Model


Self-contained System of Care





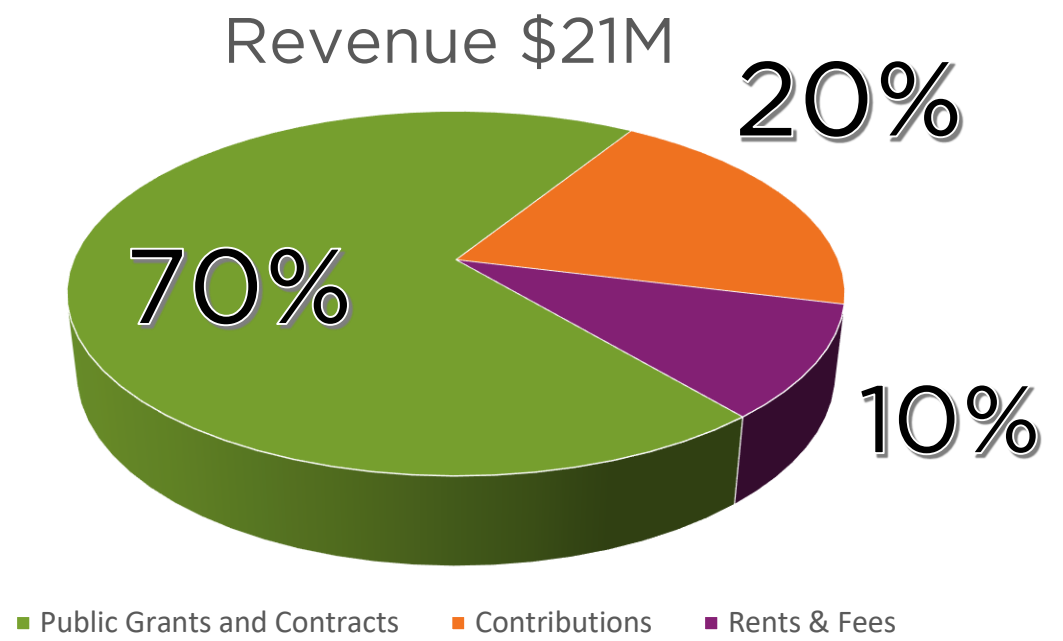
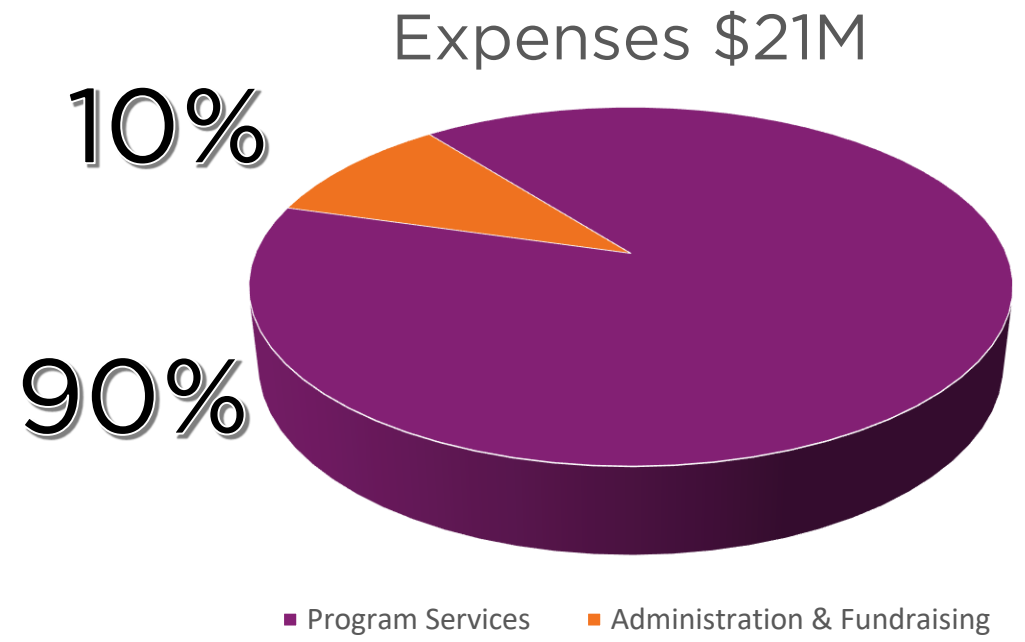
Impact

- 90% of families and individuals who were imminently at risk of losing their home remained in a permanent home.
- 84% of families and individuals without a home successfully moved back into a permanent home.
- Emergency shelter exits that are not returning to the streets
 - San Francisco Actual = 16%
 - River District Shelter (Sacramento) = 42%
 - SHELTER, Inc.'s Project RoomKey = 50%
 - SHELTER Solano = 55%
 - Mt. View Family Shelter (Martinez) = 88%
- 74% of participants in employment services gain employment or increase their earnings.





What it Takes





Ways You Can Help

- Promote SHELTER, Inc. to your networks & friends, secure speaking engagements for staff.
- Service Day at any of our program sites
 - Landscaping
 - Beautification indoors
 - Organized activities
 - Mentoring
- Ongoing volunteer opportunities and one-time
 - Conduct a drive for goods for participants
 - Join a fundraising/event steering committee



Thank You!

Julie.Clemens@SHELTERinc.org

925.957.7572